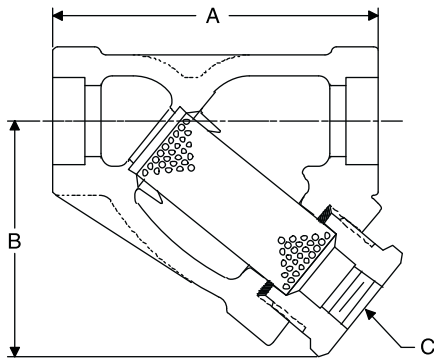
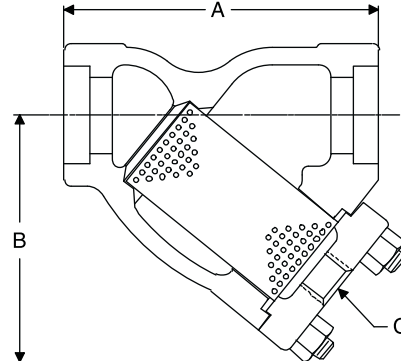




# Cast Stainless Steel (CF8M) 1 500 lb and 600 lb Screwed, Socketweld 1/2" - 3"

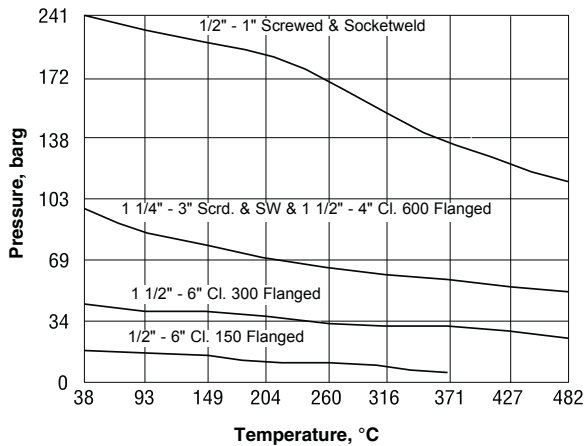


E7SC/E7SW 1/2", 3/4", 1"



E7SC/E7SW 1 1/4", 1 1/2", 2", 3"

## Pressure/Temperature Rating



Strainers

Table S-328-1. Materials: 1 500 lb and 600 lb Screwed or Socketweld 1/2" - 3"

Connections Size in	Body	Screen Retainer	Gasket	Bolting	Standard Screen
1/2", 3/4", 1"	ASTM A351 Gr. CF8M	ASTM A276	316 SS Flat	N/A	316 SS 0,045" perforated †
1 1/4", 1 1/2", 2"		ASTM A351 Gr. CF8M	304 SS Spiral Wound Non-asbestos	Studs ASTM A193 Gr. B7 Nuts ASTM A194 Gr. 2H	
3"			Non-asbestos	Cap screws ASTM A193 Gr. B7	

† Note: Other screen materials available. See page S-321.

Table S-328-2. Physical Data: 1 500 lb and 600 lb Screwed or Socketweld 1/2" - 3"

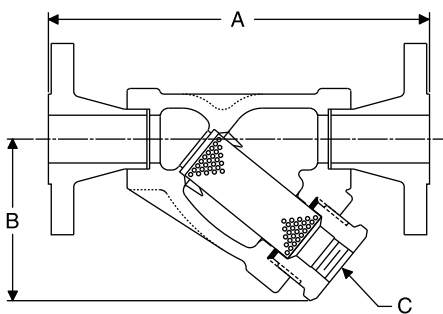
Connection Size in	Ordering Code Standard Screen		Weight kg	Dimensions			Maximum Pressure		Screen Retainer Type	Connections
	Screwed	SW		A mm	B mm	C in	Saturated Steam bar	38°C non-shock bar		
1/2"	E7SC	E7SW	1,1	95	68	3/8"	144	207	Threaded	ANSI B1.20.1 Screwed
3/4"			1,6	106	75	1/2"				
1"			3,0	127	89					
1 1/4"	E7SC	E7SC	4,0	140	106	1/2"	64	99	Bolted	ANSI B16.11 Socketweld
1 1/2"			5,0	160	122					
2"			9,0	197	143					
3"			23,0	289	208					

Shade indicates products that are CE Marked according to the PED (2014/68/UE). All the other sizes comply with the Article 4.3 of the same directive.

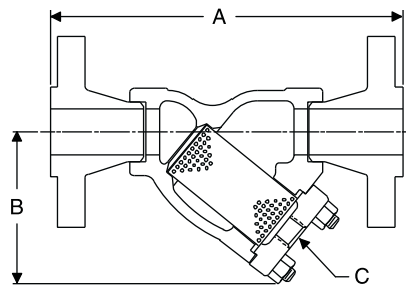
All dimensions and weights are approximate. Use certified print for exact dimensions. Design and materials are subject to change without notice.

# Cast Stainless Steel (CF8M)

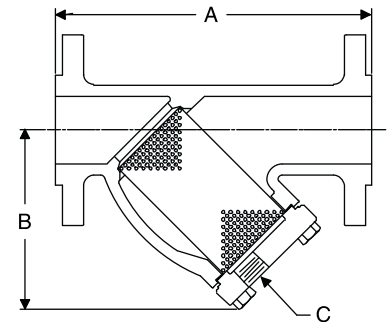
## Cl. 150, 300 Flanged 1/2" - 6" and Cl. 600 Flanged 1/2" - 4"



E7FL 1/2", 3/4", 1"



E7FL 1 1/2", 2", 3"



E7FL 4", 6"

**Table S-329-1. Materials: Class 150, 300 Flanged 1/2" - 6" and Class 600 Flanged 1/2" - 4"**

Connection Size in	Body	Screen Retainer	Gasket	Bolting	Standard Screen
1/2", 3/4", 1"	ASTM A351 Gr. CF8M	ASTM A276	316 SS Flat	N/A	316SS 0,045" perforated †
1 1/2", 2"		ASTM A351 Gr. CF8M	304 SS Spiral Wound Non-asbestos	Studs ASTM A193 Gr. B7 Nuts ASTM A194 Gr. 2H	
3", 4", 6"			Non-asbestos	Cap Screws ASTM A193 Gr. B7	

† Note: Other screen materials available. See page S-321.

**Table S-329-2. Physical Data: Class 150, 300 Flanged 1/2" - 6" and Class 600 Flanged 1/2" - 4"**

Connection Size in	Ordering Code, Standard Screen	Weight kg	Dimensions			Maximum Pressure		Screen Retainer Type	Flanges
			A mm	B mm	C* in	Saturated Steam bar	38°C non-shock bar		
1/2"	E7FL 150	2,3	175	68	3/8"	14	19	Threaded	ANSI B16.5 1/16" RF
3/4"		4,5	187	75	1/2"				
1"		5,0	213	89					
1 1/2"		9,0	257	122					
2"	E7FL 150	11,0	292	143	14	19	Bolted		
3"	E7FL 150	25,0	397	208				1 1/4"	
4"	EK7FL 150	28,0	308	227				1 1/2"	
6"	EK7FL 150	61,0	470	337	2"				
1/2"	E7FL 300	3,0	184	68	3/8"	34	50	Threaded	ANSI B16.5 1/16" RF
3/4"		4,3	197	75	1/2"				
1"		6,0	226	89					
1 1/2"	E7FL 300	10,0	273	122	34	50	Bolted		
2"	E7FL 300	15,0	308	143				1 1/4"	
3"	EK7FL 300	34,0	416	208				1 1/2"	
4"	EK7FL 300	40,0	368	227	1 1/2"				
6"	EK7FL 300	81,0	491	337	2"				
1/2"	E7FL 600	4,0	195	68	3/8"	64	99	Threaded	ANSI B16.5 1/4" RF
3/4"		4,3	210	75	1/2"				
1"		6,0	238	89					
1 1/2"	E7FL 600	12,0	287	122	64	99	Bolted		
2"	E7FL 600	14,0	324	143				1 1/4"	
3"	EK7FL 600	34,0	435	208				1 1/2"	
4"	EK7FL 600	72,0	457	317	1 1/2"				

Note: For pressure/temperature ratings, see page S-328.

Shade indicates products that are CE Marked according to the PED (2014/68/UE). All the other sizes comply with the Article 4.3 of the same directive.

**All dimensions and weights are approximate. Use certified print for exact dimensions. Design and materials are subject to change without notice.**